



NSHE Strategic Planning Goals

2018-2021

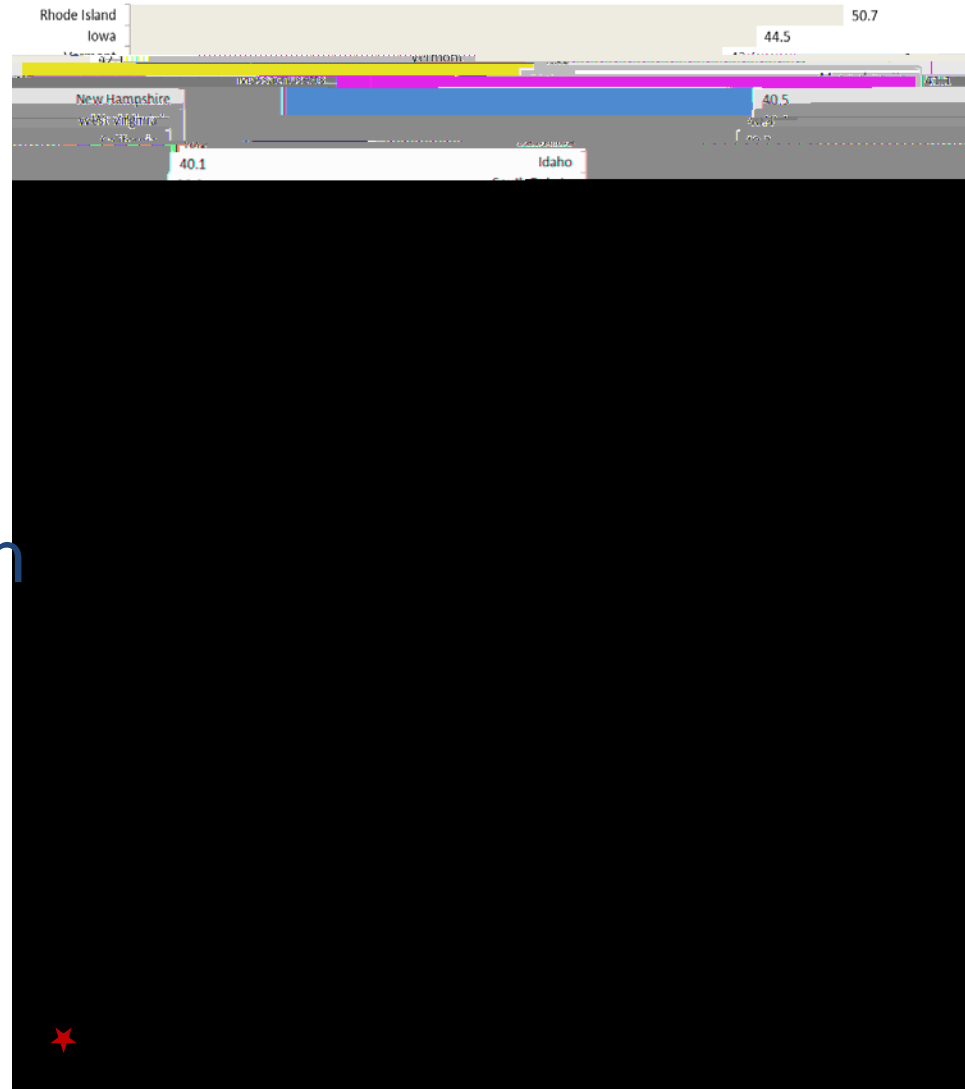
GOAL 1


ACCESS

Increase participation in
post-secondary education

GOAL 1: ACCESS

Participation: 18 to 24-
Year Olds Enrolled in
Postsecondary Education
2015





GOAL 2

SUCCESS

Increase student success

GOAL 2: SUCCESS

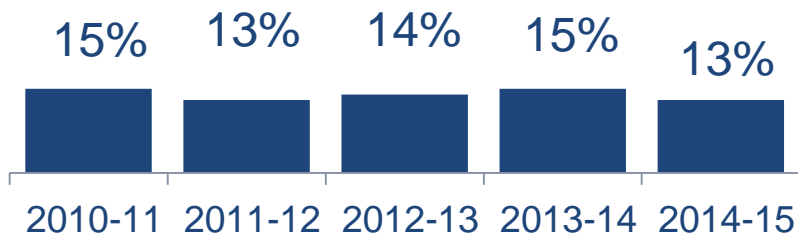
Graduation Rates: 2-Year and 4-Year NSHE Sector

First-Time, Full-Time, Degree-Seeking Students

Community
Colleges

National 2Year
Public Rate
21.9%

National 4Year
Public Rate
58.6%

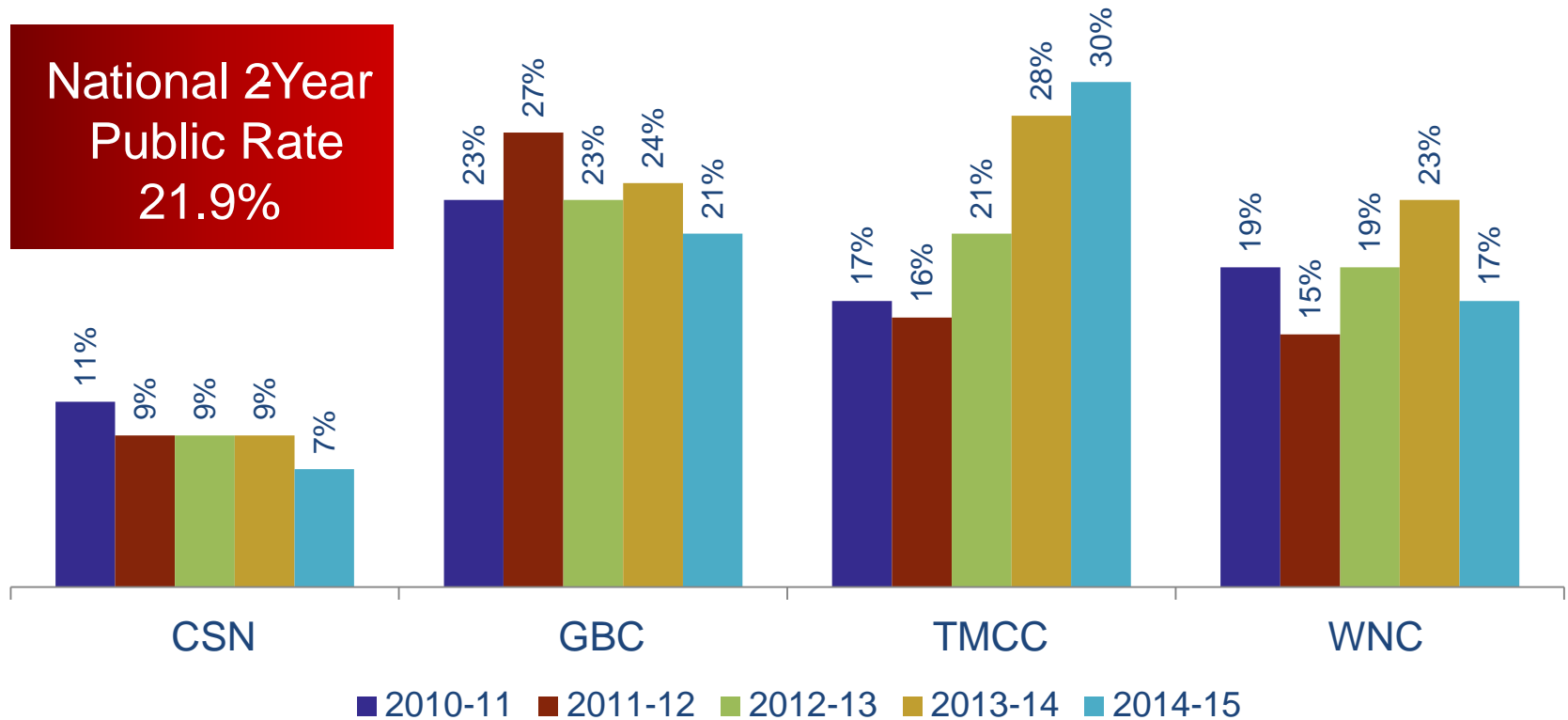


*150% of normal time: 6 years for a bachelor's degree; 3 years for an associate's degree; 1.5 years for a certificate

GOAL 2: SUCCESS

Graduation Rate: Community Colleges*

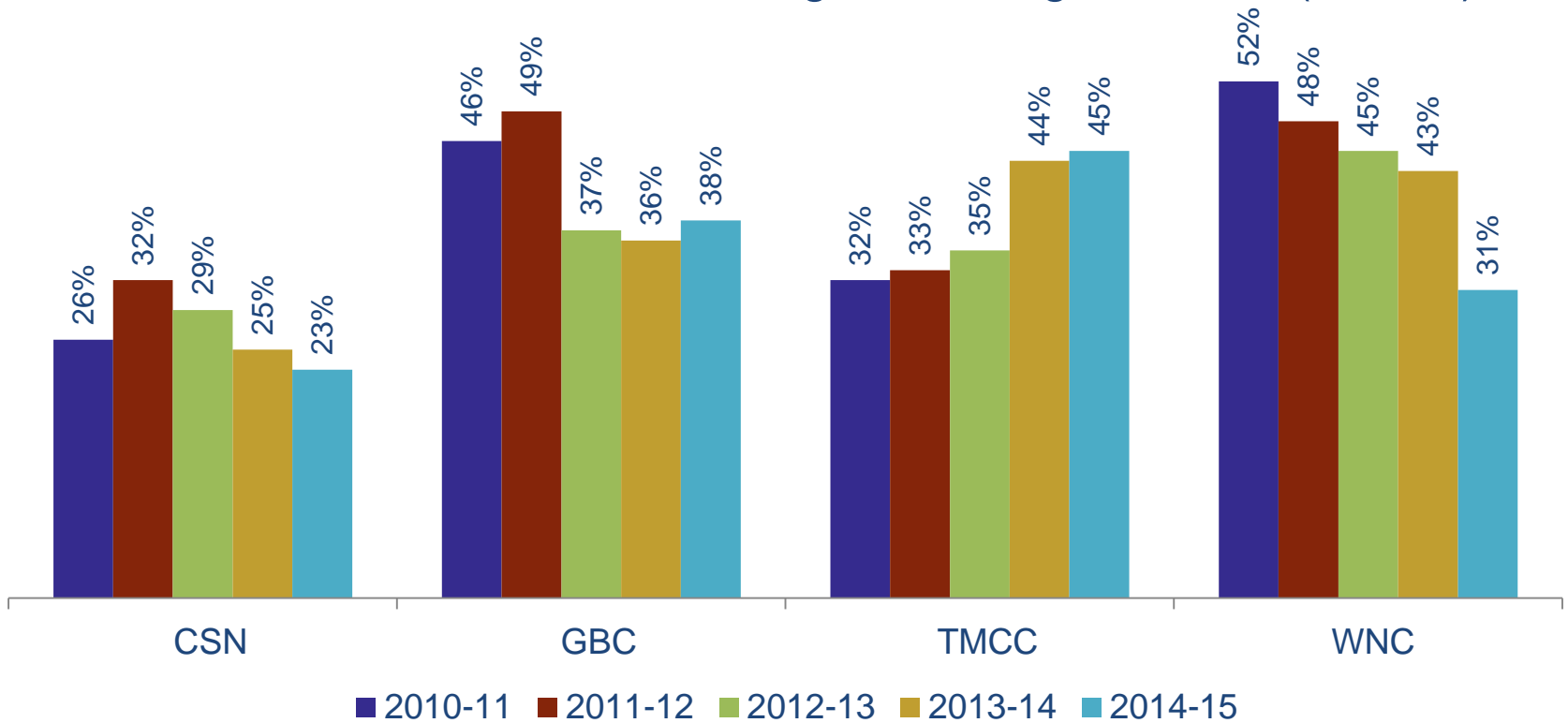
First-Time, FullTime, Degree Seeking Students (IPEDS)



*150% of normal time: 3 years for an associate's degree; 1.5 years for a certificate

GOAL 2: SUCCESS

Graduation Rate with Transfer: Community Colleges* First-Time, FullTime, Degree Seeking Students (IPEDS)



*150% of normal time: 3 years for an associate's degree; 1.5 years for a certificate

Graduation Rate: 4-Year Institutions*

First-Time, Full-Time, Degree-Seeking Students (IPEDS)

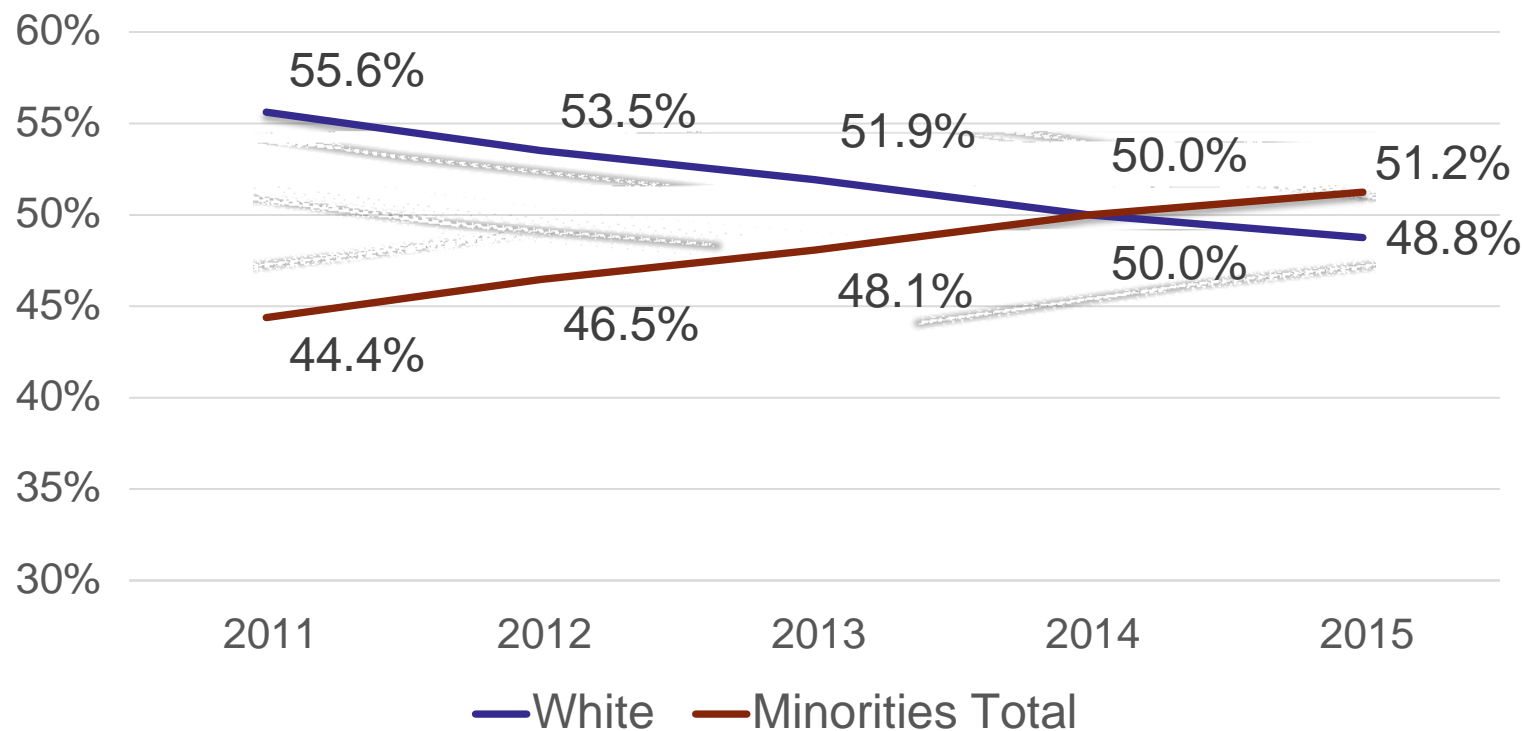
GOAL 3

CLOSE THE ACHIEVEMENT GAP


Close the achievement gap
among underrepresented
student populations

GOAL 3: CLOSE THE ACHIEVEMENT GAP

Enrollment Distribution



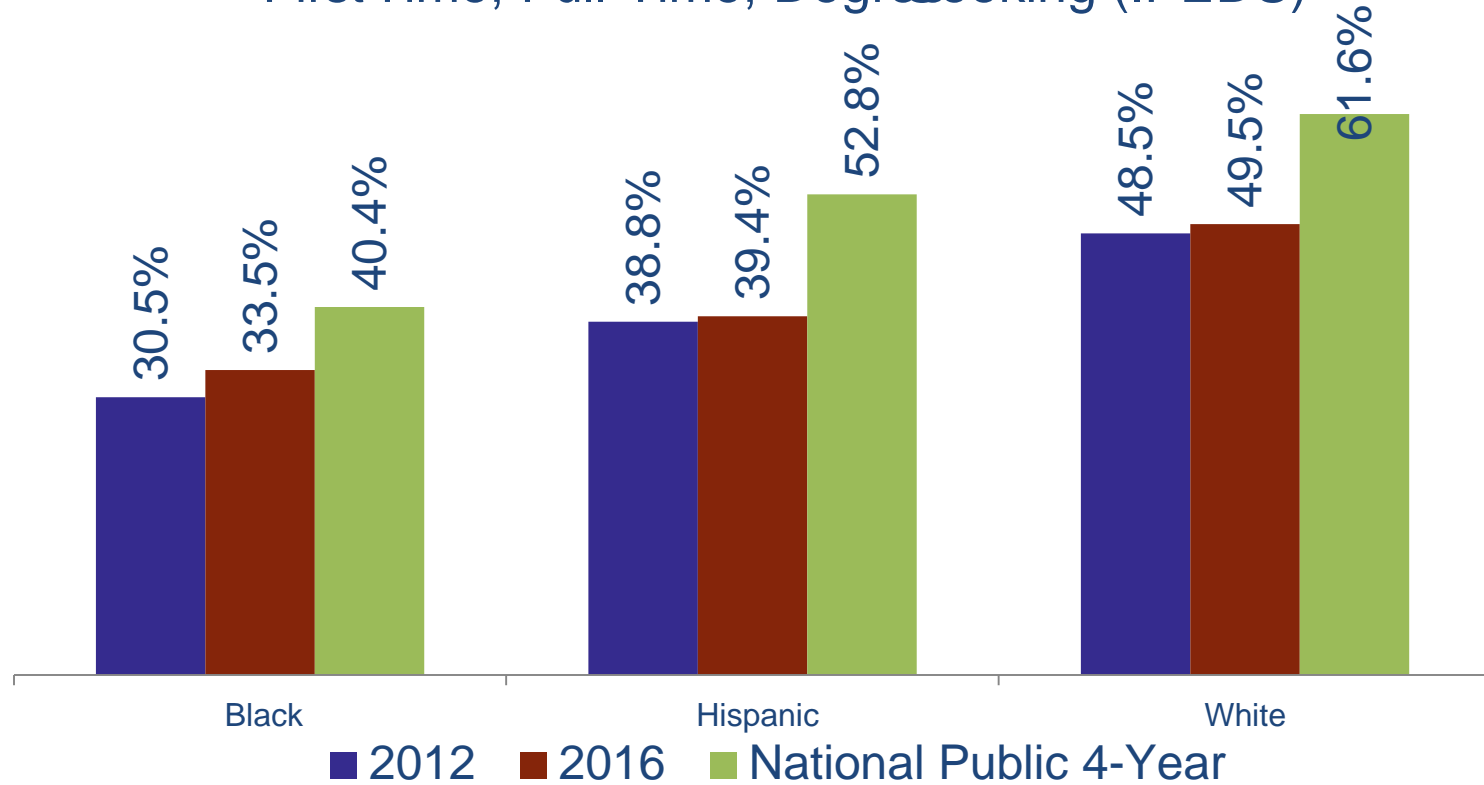
Source: IPEDS



GOAL 3: CLOSE THE ACHIEVEMENT GAP

Graduation Rate: 4-Year Institutions*

First-Time, Full-Time, Degree Seeking (IPEDS)




* 150 percent of normal time: 6 years for a bachelor's degree

GOAL 4

WORKFORCE

Collaboratively address the challenges of the workforce and industry education needs of Nevada


GOAL 4: WORKFORCE



REGISTERED NURSING

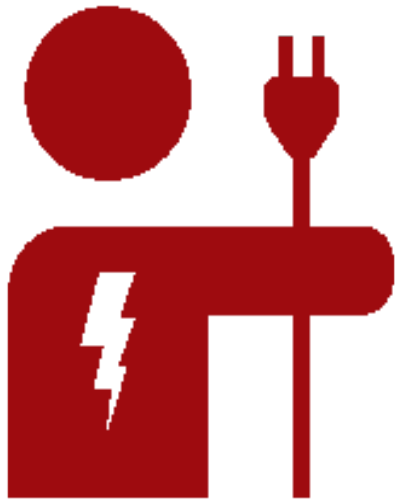
- Total Openings from Growth and Replacement 2014-2024 10,440
- Estimated Annual Openings from Growth and Replacement 1,044
- 2014-15 NSHE Graduates All Levels 727
- Graduates as a Percent of Annual Openings 69.6%
- # of Grads Employed in Nevada First Year After Graduation 506
- % of Grads Employed in Nevada First Year After Graduation 69.6%
- % of Annual Openings met with NSHE Grads 48.5%

Source: DETR; NSHE; NPWR



- Total Openings from Growth and Replacement 2014-2024 1,540
- Estimated Annual Openings from Growth and Replacement 154
- 2014-15 NSHE Graduates All Levels 43

GOAL 4: WORKFORCE



ELECTRICAL ENGINEER

- Total Openings from Growth and Replacement 2014-2024 1,720
- Estimated Annual Openings from Growth and Replacement 172
- 2014-15 NSHE Graduates All Levels 78
- Graduates as a Percent of Annual Openings 45.3%
- # of Grads Employed in Nevada First Year After Graduation 46
- % of Grads Employed in Nevada First Year After Graduation 59.0%
- % of Annual Openings met with NSHE Grads 26.7%

Source: DETR; NSHE; NPWR

GOAL 5

RESEARCH

Co-develop solutions to the critical issues facing 21st century Nevada and raise the overall research profile

GOAL 5: RESEARCH

GOAL 5: RESEARCH

Qualitative Measures

Examples of specific research projects that exemplify how NSHE institutions are solving critical problems through research

NEXT STEPS

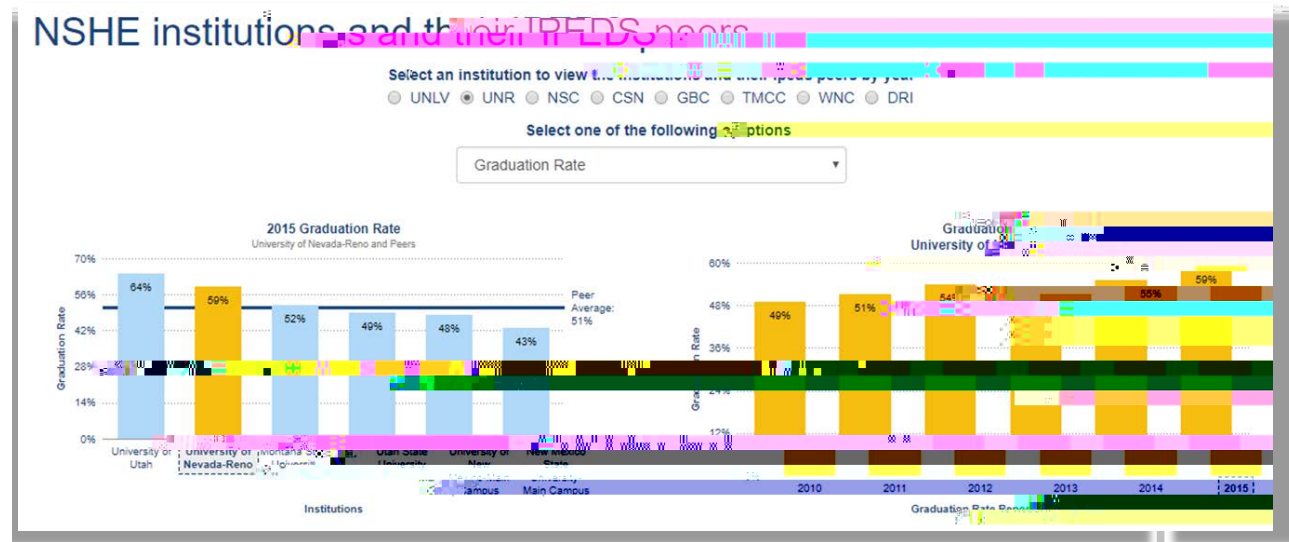
NEXT STEPS

Adopt goals and establish metrics to be used in measuring progress towards achieving goals.

NEXT STEPS

Create dashboard for presentation at each of the upcoming meetings.

Example from existing dashboard



NEXT STEPS

Include national, peer, and aspirational comparisons for each metric, where available.

